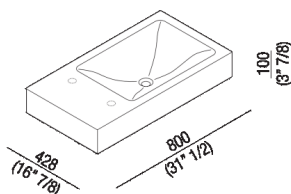




Washbasin cm 42,6 x 80 (16"7/8 x 31"1/2)  
 with basin on the right  
 ACER0815084D\_

Benedini Associati, 2012

Marble or Cristalplant® biobased washbasin.



Rectangular washbasin in white Cristalplant® biobased or in white Carrara marble with or without tap holes and for mixer tap, free flow. Possible combination with storage units in the Flat XL range. Use .MET0563 or .MET0418L waste with .PLA0456 concealed siphon pipe. The washbasin can be delivered also in stone or marble types on demand, price to be calculated.

#### Finishes



White Carrara



White

#### Materials



Marble



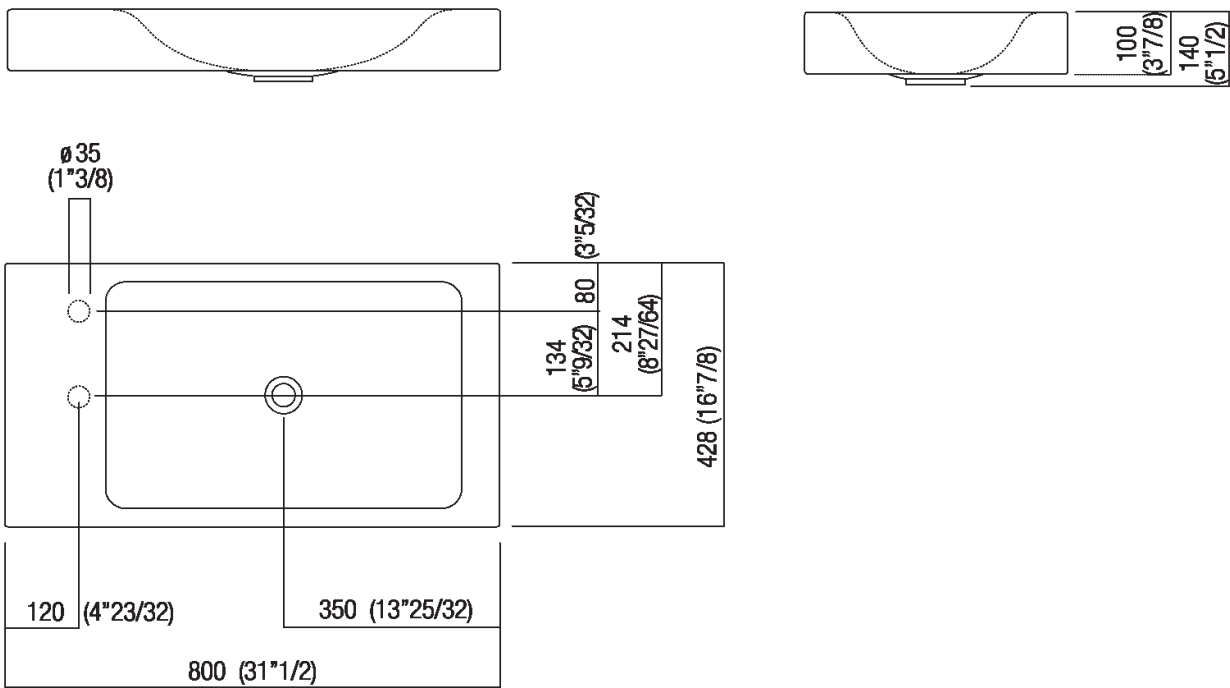
Cristalplant® biobased

Height:	10 cm	3" 7/8 inches
Width:	80 cm	31" 1/2 inches
Weight:	20 kg	44 lbs
Depth:	42.8 cm	16" 7/8 inches
Packaging:	47 x 84 x 15 cm	18" 4/8 x 33" 3/4 x 5" 7/8 inches
Total weight:	23 kg	51 lbs

Note: The above measurements refer to the Cristalplant® biobased version, for the marble version the measurements are: Weight: 40 kg - 88 lbs Packaging: 52 x 90 x 30 cm - 20" 1/2 x 35" 3/8 x 11" 3/4 Gross weight: 60 kg - 132 lbs

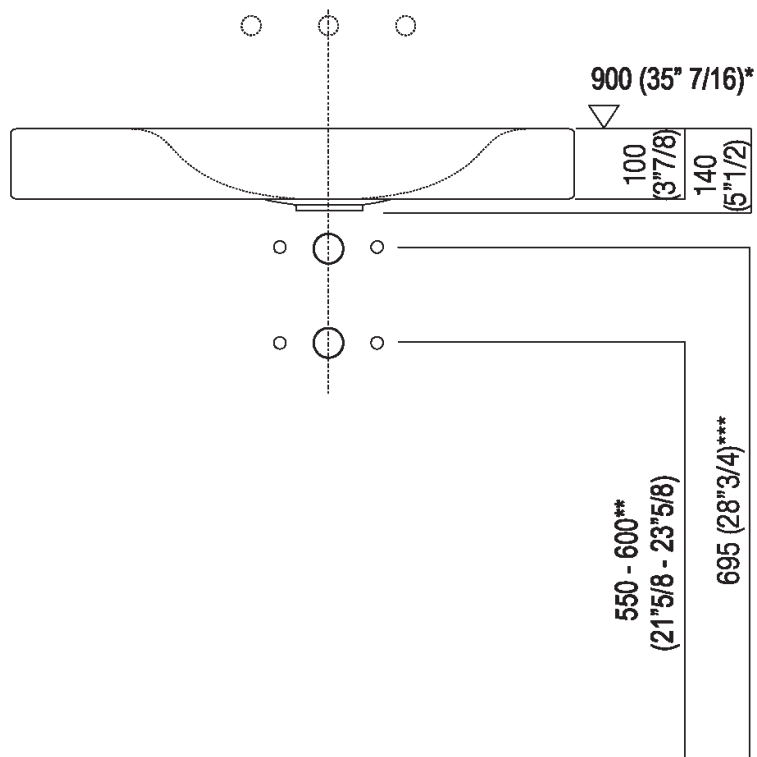


Main dimensions





## Installation notes



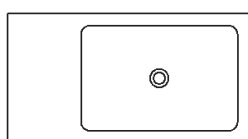
\* h.consigliata / advised h

\*\* scarico per sifone a bottiglia / drain for bottle trap

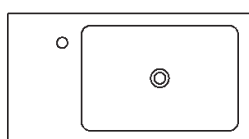
\*\*\* scarico per sifone ad incasso .PLA0456 / drain for concealed waste trap .PLA0456



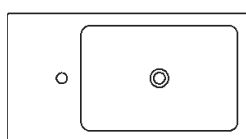
## Drilling scheme



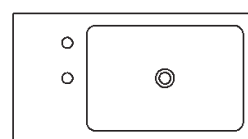
D|A



D|B



D|C



D|D

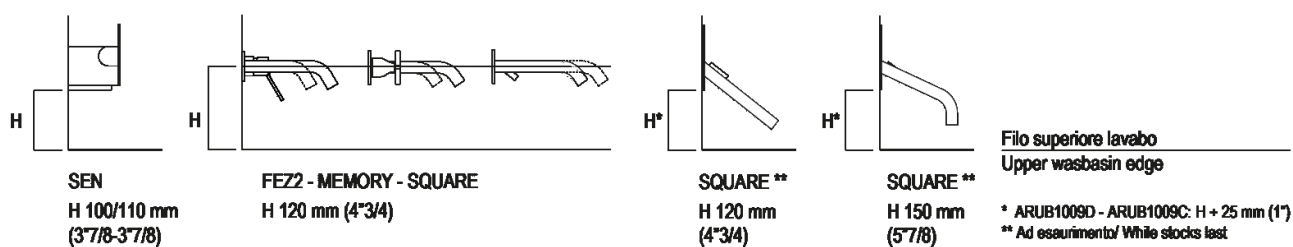
- D    invaso a destra / basin of right
- A    nessun foro / no hole
- B    un foro / one hole
- C    un foro / one hole
- D    due fori / two holes



Tap position, recommended height

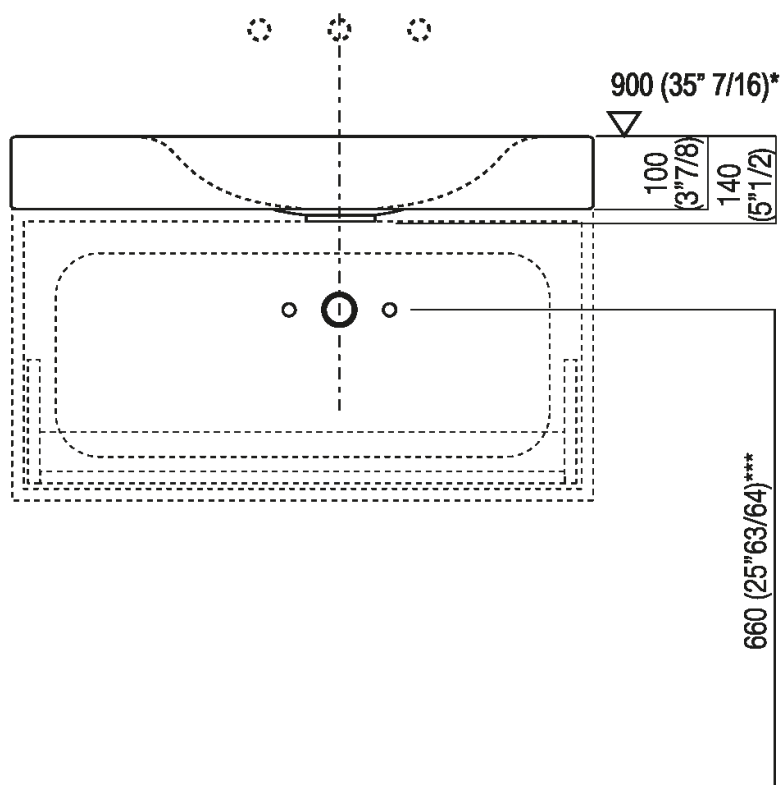
**POSIZIONE RUBINETTERIA / TAP POSITION**

Altezza consigliata / Recommended height





**Installation notes**



\* h.consigliata / advised h

\*\* scarico per sifone a bottiglia / drain for bottle trap